

**NFO PERIOD**  
18<sup>TH</sup> MAY - 1<sup>ST</sup> JUN, 2026

**altivaSIF<sup>TM</sup>**  
— By Edelweiss Mutual Fund —

# High conviction, unlocked.

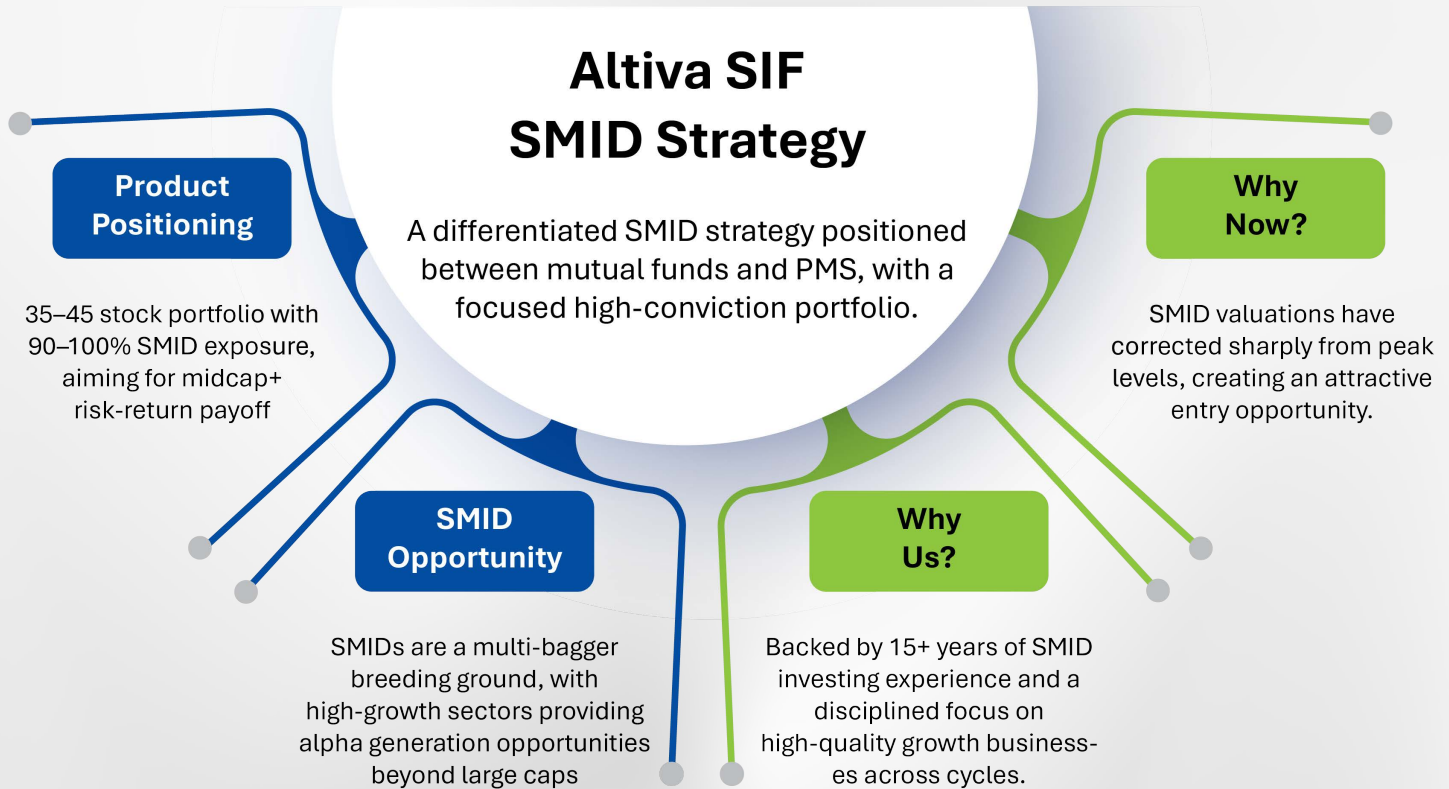
Invest in the most unique Small & Mid  
Cap opportunities to power your portfolio.



## Altiva Equity Ex-Top 100 Long-Short Fund

*(An open-ended equity investment strategy investing in equity and equity related instruments including limited short exposure in equity through derivative instruments of Ex-top 100 stocks)*

# The Altiva Equity Ex-Top 100 edge



## Unique positioning amongst SMID offerings

	Multicap Funds	Midcap Funds	Altiva Equity Ex-Top 100 Long Short Strategy <sup>^</sup>	Smallcap Fund
<b>Exposure to SMIDs</b>	50-75%	Min 65% only Midcaps	SMID 65-100%	Min 65% only Smallcaps
<b>Source of Alpha over BM</b>	<ul style="list-style-type: none"> <li>Bottom up stock picking within Large, Mid &amp; Small caps</li> </ul>	<ul style="list-style-type: none"> <li>Bottom up stock picking</li> <li>Ability to take 35% exposure to Smallcaps/Largecap</li> </ul>	<ul style="list-style-type: none"> <li>Flexibility to invest across SMIDs</li> <li>High active bets</li> <li>Sector agnostic</li> <li>Derivatives</li> </ul> <p>Risk-return profile - Midcap +</p>	<ul style="list-style-type: none"> <li>Bottom up stock picking</li> <li>Ability to take 35% exposure to Mid/Largecaps</li> </ul>
<b># of stocks*</b>	82	68	35-45	85

\*Average for the category provided for MFs.# of stocks as on 31st March, 2026. Source: Internal & AceMF

# Portfolio Construction


A high conviction mid & small cap portfolio



SMID – Small & Mid Cap; \*includes derivatives, cash, large cap.

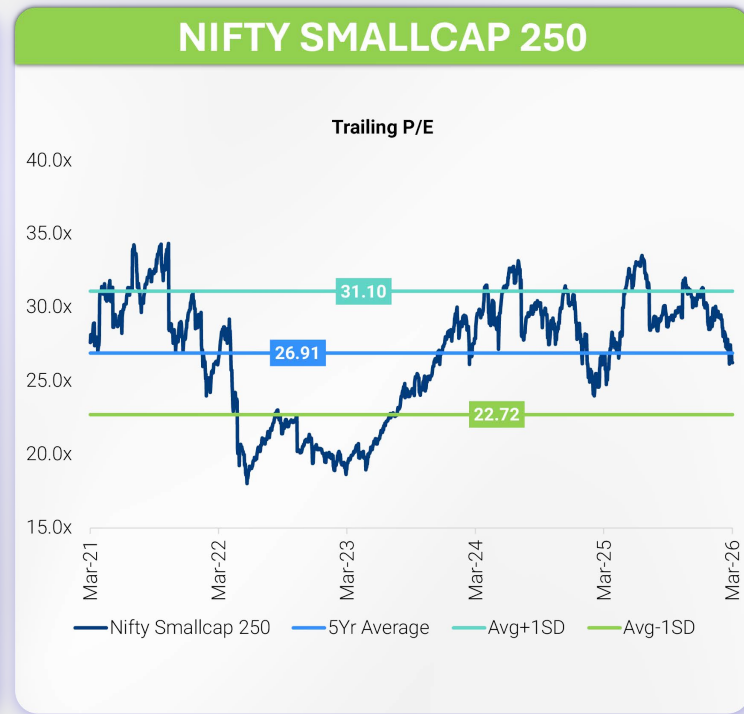
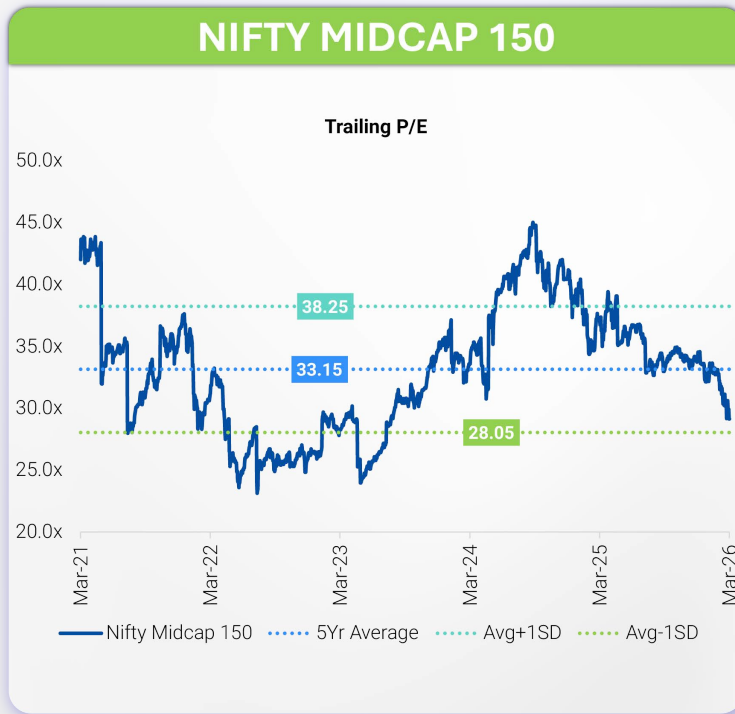
## Broader breadth and lower coverage create alpha opportunities

### Industries with significant SMID representation



Source: Bloomberg, AMFI. Industry considered as per AMFI classification. SMID – Small & Mid Cap stocks (101-750 stocks). Data as on 31st March 2026.

# SMID valuations have corrected from peaks and are below their long-term average

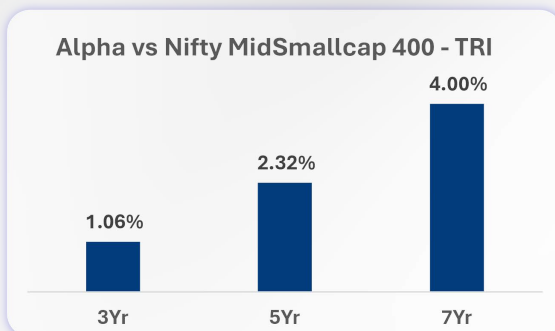


Source: Bloomberg | Data as on 31st March 2026.

## Our SMID strategy delivered strong returns with lower volatility

Delivered better risk adjusted performance through higher returns & lower volatility across all periods

	Trailing Returns			Standard Deviation		
	3Yr	5Yr	7Yr	3Yr	5Yr	7Yr
<b>Edelweiss Mid + Small cap 50:50 Strategy</b>	20.65%	19.38%	21.10%	15.48%	15.81%	17.70%
<b>Nifty MidSmallcap 400 - TRI</b>	19.59%	17.06%	17.10%	16.93%	17.15%	18.81%



Source – ACE MF | Data as on 31st March 2026 | The above returns are for direct plan | Past performance may or may not be sustained in the future | RPUR –Return per unit of risk | SMID – Edelweiss Mid Cap and Edelweiss Small Cap fund equal weight | Returns considered since inception of Edelweiss Small Cap fund is 7th February 2019.

# Fund Details

Name	Altiva Equity Ex-Top 100 Long-Short Fund
Investment objective	To generate capital appreciation in the long term by predominantly investing in equity and equity related securities of Ex- top 100 companies. The Investment Strategy may also invest in various derivative instruments, including short exposure through unhedged derivative positions in equity and equity related instruments of Ex - top 100 stocks upto 25%. There is no assurance that the investment objective of the Investment strategy will be achieved.
Benchmark	Nifty 500 TRI
Category of investment strategy	Equity Ex-Top 100 Long-Short Fund
Type of investment strategy	An open-ended equity investment strategy investing in equity and equity related instruments including limited short exposure in equity through derivative instruments of Ex – top 100 stocks.
Fund Manager	Mr. Nikhil Gada Mr. Trideep Bhattacharya Mr. Amit Vora (Overseas Portion)
Subscription & Redemption frequency	Daily
Plan & Options	Direct, Regular Growth, IDCW
Exit load	If the units are redeemed/ switched out on or before 90 days from the date of allotment – 0.50% of the applicable NAV. -If the units are redeemed/switched out after 90 days from the date of allotment – Nil
Min application amount	Min for New Altiva SIF investors - INR 10 lakh Min for Existing Altiva SIF investors - INR 1000 and in multiples of Re.1/- thereafter.
Features	Lump sum, SIP, SWP, STP
Min investment in SIP, STP, SWP (subject to min investment of Rs 10 lakh)	Rs. 1,000 and in multiples of Re. 1/- thereafter
NFO Date	18th May 2026 to 1st June 2026

Please refer to SID for more details.

## Performance – Edelweiss Mid Cap Fund

Period	Edelweiss Mid Cap Fund – Direct (G)		Edelweiss Mid Cap Fund – Reg (G)		Benchmark (Nifty Midcap 150 TRI)		Additional benchmark (Nifty 50 TRI Index)	
	Returns*	Value of Rs. 10,000 invested	Returns*	Value of Rs. 10,000 invested	Returns*	Value of Rs. 10,000 invested	Returns*	Value of Rs. 10,000 Invested
1 Year	3.77%	10,377	2.46%	10,246	2.26%	10,227	-3.97%	9,601
3 Years	23.42%	18,813	21.78%	18,069	20.34%	17,427	10.03%	13,320
5 Years	20.16%	25,066	18.47%	23,346	17.50%	22,395	10.01%	16,113
10 Years	19.11%	57,534	17.58%	50,549	17.50%	50,192	12.54%	32,594
15 Years	-	-	18.06%	1,20,869	16.00%	92,708	10.69%	45,929
Since inception	20.48%	1,18,076	12.92%	92,055	11.95%	78,707	8.66%	45,610

Past performance may or may not be sustained in future and should not be used as a basis for comparison with other investments.

- CAGR Return for greater than 1 year and absolute return for less than 1 year.

- Different plans shall have different expense structure. The performance details provided herein are of the Direct and Regular Plan of Edelweiss Mid Cap Fund. Returns are for Growth Option only. In case the start/end date is non-business day, the NAV of previous day is used for computation. Since inception return of benchmark is calculated from inception of regular plan. Inception date: Dec 26, 2007 (Reg); Jan 01, 2013 (Direct)

The scheme is currently managed by Mr. Trideep Bhattacharya (Managing this fund since Dec 24, 2021), Mr. Dhruv Bhatia (Managing this fund since Oct 14, 2024) and Mr. Raj Koradia (Managing this fund since Aug 01, 2024).

**Data Source: ACE MF, Data as of March 31, 2026**, In case the start/end date is non-business day, the NAV of previous day is used for computation.

Please refer pages 175-182 of the factsheet for the performance of other funds managed by the fund manager.

# Performance – Edelweiss Small Cap Fund

Period	Edelweiss Small Cap Fund – Direct (G)		Edelweiss Small Cap Fund – Regular (G)		Benchmark (NIFTY SmallCap 250 TRI)		Additional benchmark (NIFTY 50 TRI)	
	Returns	Value of Rs. 10,000 invested	Returns	Value of Rs. 10,000 invested	Returns	Value of Rs. 10,000 invested	Returns	Value of Rs. 10,000 invested
1 Year	0.24%	10,024	-1.14%	9,886	-4.84%	9,514	-3.97%	9,601
3 Years	17.84%	16,372	16.15%	15,676	18.30%	16,557	10.03%	13,320
5 Years	18.51%	23,383	16.70%	21,653	16.34%	21,318	10.01%	16,113
Since Inception	22.58%	42,869	20.71%	38,404	16.96%	30,639	11.62%	21,929

Past performance may or may not be sustained in the future and should not be used as a basis for comparison with other investments.

-CAGR Return for >1 year and absolute return for <= 1 year.

-Different plans shall have different expense structure. The performance details provided herein are of the Regular Plan of Edelweiss Small Cap Fund. Returns are for Growth Option only. Since inception return of benchmark is calculated from inception of regular plan. In case the start/end date is non-business day, the NAV of previous day is used for computation. Inception date – Feb 07, 2019.

The scheme is currently managed by Mr. Dhruv Bhatia (managing this fund since Oct 14, 2024), Mr. Trideep Bhattacharya (managing this fund since Dec 24, 2021), and Mr. Raj Koradia (managing this fund since Aug 01, 2024). Please refer to the page 175-182 of the factsheet for the performance of other funds managed by the fund manager.

Source: ACE MF, Data as of March 31, 2026.

## Edelweiss Mid Cap Fund - (An open-ended equity scheme predominantly investing in mid cap stocks)

Edelweiss Mid Cap Fund is suitable for investors who are seeking\*

- Long term capital growth.
- Investment predominantly in equity and equity related securities of mid cap companies.

\* Investors should consult their financial advisors if in doubt about whether the product is suitable for them

Edelweiss Mid Cap Fund



NIFTY Midcap 150 TRI



## Edelweiss Small Cap Fund - (An open-ended equity scheme predominantly investing in small cap stocks)

Edelweiss Small Cap Fund is suitable for investors who are seeking\*

- Long term capital appreciation.
- Investments predominantly in equity and equity related securities of small cap companies

\* Investors should consult their financial advisors if in doubt about whether the product is suitable for them

Edelweiss Small Cap Fund



NIFTY Smallcap 250 TRI



Mutual Fund Investments are subject to market risks, read all scheme related documents carefully.

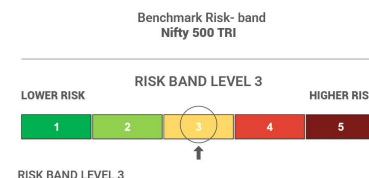
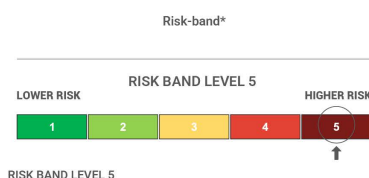
This document is for information purposes and is not an offer to sell or a solicitation to buy any SIF units/ securities or to have business relations with Sponsor/ AMC/ Trustee Company and its associates. These views alone are not sufficient and should not be used for the development or implementation of an investment strategy. All opinions, figures and estimates included in this document (unless as specified in the document) are as of this date and are subject to change without notice. It should not be construed as investment advice to any party. Neither Sponsor/ AMC/ Trustee Company and its associates or any person connected with it, accepts any liability arising from the use of this information. Utmost care has been exercised while preparing the document, and Sponsor/ AMC/ Trustee Company and its associates does not warrant the completeness or accuracy of the information and disclaims all liabilities, losses and damages arising out of the use of this information. The recipient of this material should rely on their investigations and take their own professional advice. Investment decisions of the AMC may not always be profitable.

To invest, visit [www.edelweissmf.com/altivasif](http://www.edelweissmf.com/altivasif) | Download "eInvest" mobile app

This product is suitable for investors who are seeking:

- To generate capital appreciation in long term.
- An open-ended investment strategy investing in equity and equity related instruments including limited short exposure in equity through derivative instruments of Ex-Top 100 stocks.

\*The Risk Band is as per AMFI Specifications.



Investments in Specialized Investment Fund involves relatively higher risk including potential loss of capital, liquidity risk and market volatility.

Please read all investment strategy related documents carefully before making the investment decision.